

Syncopated Dulcimer Chording (Rag Lick Chords)

With thanks to Brett Ridgeway, Kendra Ward-Bence, and others...

For 4/4 time: 1 measure = 4 beats = 2 boom-chicks
 1 measure = 1 lick (8th notes played with a different emphasis)

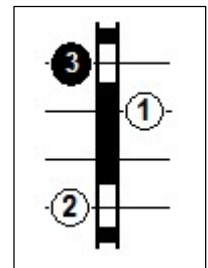
Uses

- To end a phrase with a little pizzazz
- To “jazz” up a tune with a jazzy chord accompaniment
- To fake a tune via chord accompaniment

Rhythm

Normal 4/4 Rhythm & Chord Striking Pattern

(beats are shaded)	8 th Notes per measure							
	1	2	3	4	5	6	7	8
Normal 4/4	TA	and	ta	and	ta	and	ta	and
Hand	R		R+L		R		R+L	
Boom-chick Chord Note(s)	1		2+3		1		2+3	



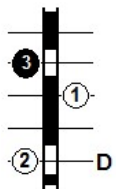
Rag Lick Rhythm & Striking Pattern

(beats are shaded)	8 th Notes per measure							
	1	2	3	4	5	6	7	8
Rag Lick	TA	ta	ta	TA	ta	ta	TA	ta
Hand	R	L	R	L	R	L	R	L
Chord Note	3	2	1	3	1	2	3	2

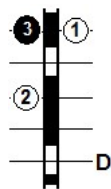
- Start each lick with your right hand and alternate hands each strike
- Strongly emphasize the **TA** “beats” - every time you strike the top left note (the “3”)

Using Syncopated Chords When Playing Backup (*Soldier's Joy*)

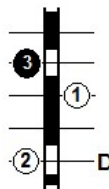
(Note: one pair of chord letters below = 1 measure = 1 lick)



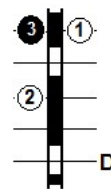
//: **D D D D**



D D A A



D D D D



D A D D //

//: **D D A A**

D D A A

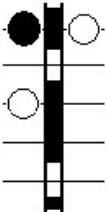
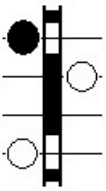
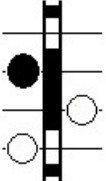
D D A A

D A D D //

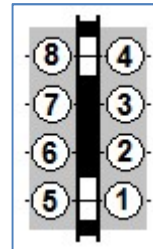
Syncopated Dulcimer Chording (Rag Lick Chords)

Faking the Melody with Three Chord Patterns

The bridge position of the 1st melody note in each measure determines the pattern to play, and will be the **top/left note of the chord**

Pattern/Shape Name	Right Triad Shape	Play when:
Flat top triangle		The melody note is one above a bridge mark
Right half kite		The melody note falls on a bridge mark
(sideways) Equilateral triangle		The melody note is one below a bridge mark

Twinkle, Twinkle, Little Star (D)

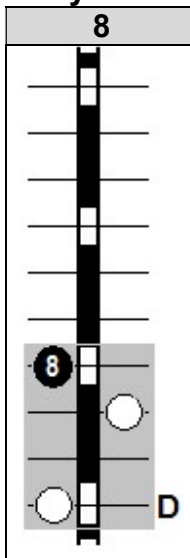
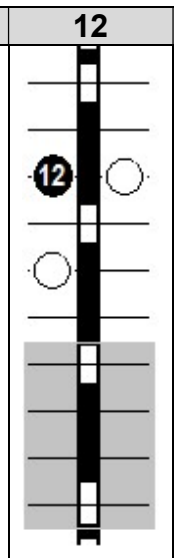
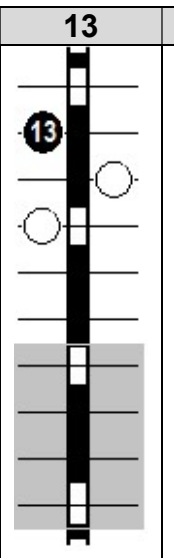
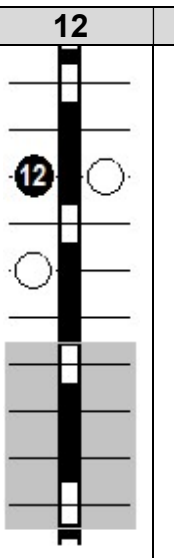
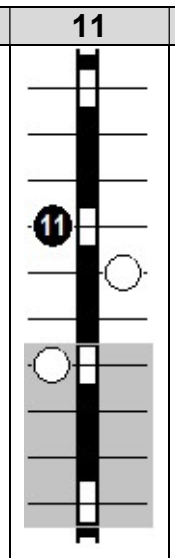
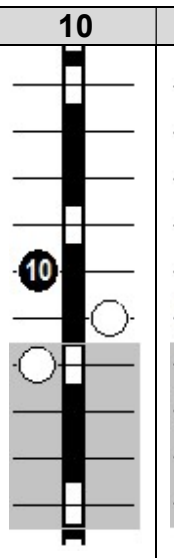
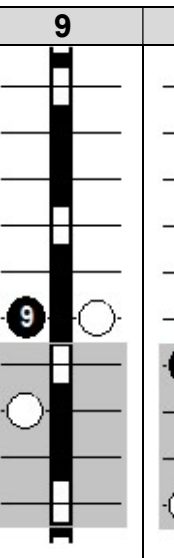
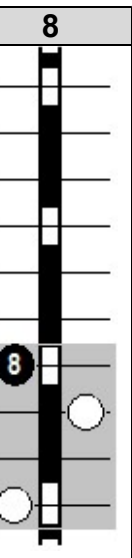


Melody notes (one pair of note numbers below = 1 measure = 1 lick):

(A part): 8 8 12 12 13 13 12 (12) 11 11 10 10 9 9 8 (8)

(B part): 12 12 11 11 10 10 9 (9) 12 12 11 11 10 10 9 (9)

Play:

8	12	13	12	11	10	9	8
							

Syncopated Dulcimer Chording (Rag Lick Chords)

Licking the Melody ;^)

NOTE: Play half a lick when a chord changes quickly (in the middle of a measure)

Soldier's Joy

A part:

B part: